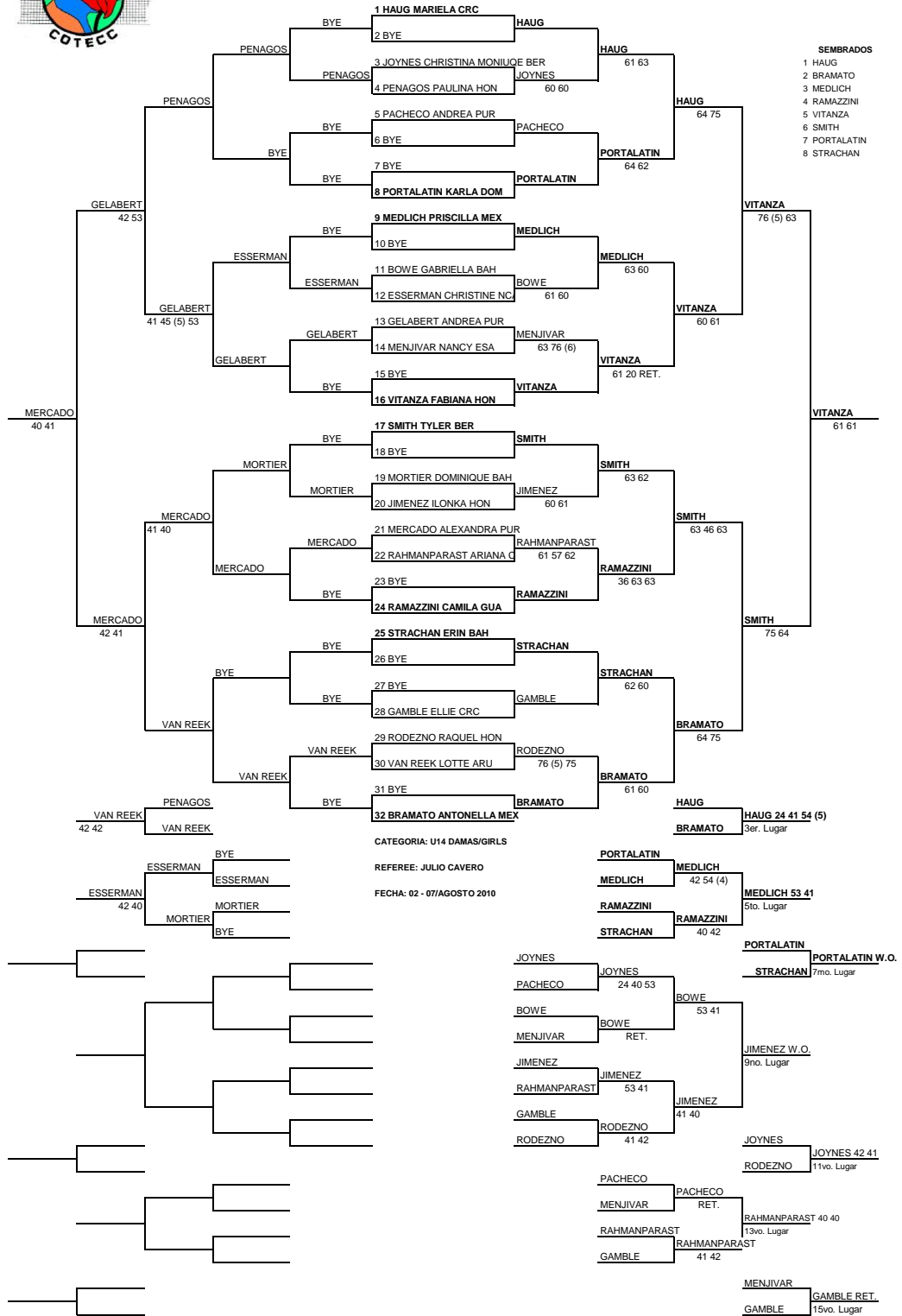


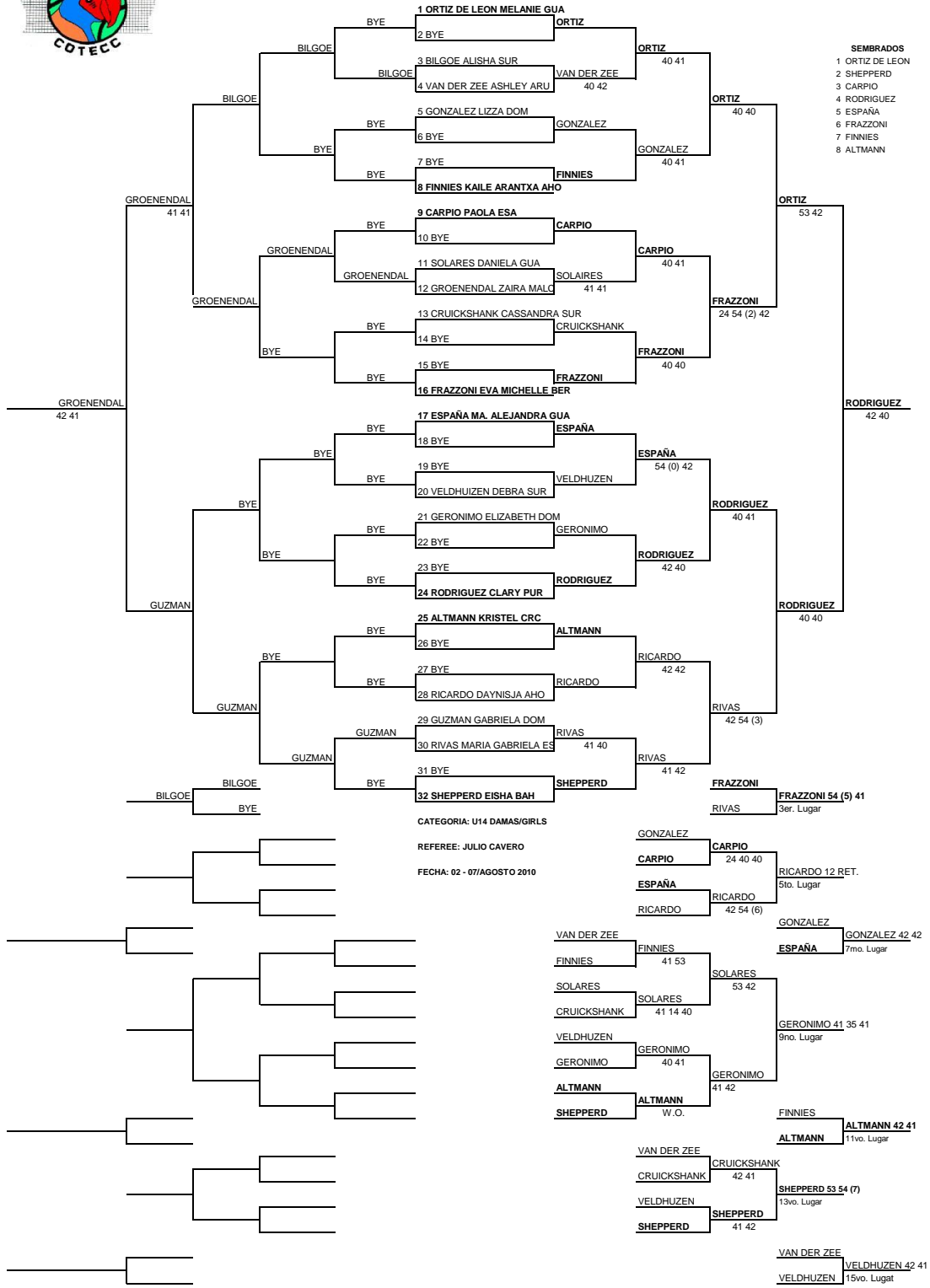
JITIC 14&U EL SALVADOR 2010

GIRLS MAIN DRAW



JITIC 14&U EL SALVADOR 2010

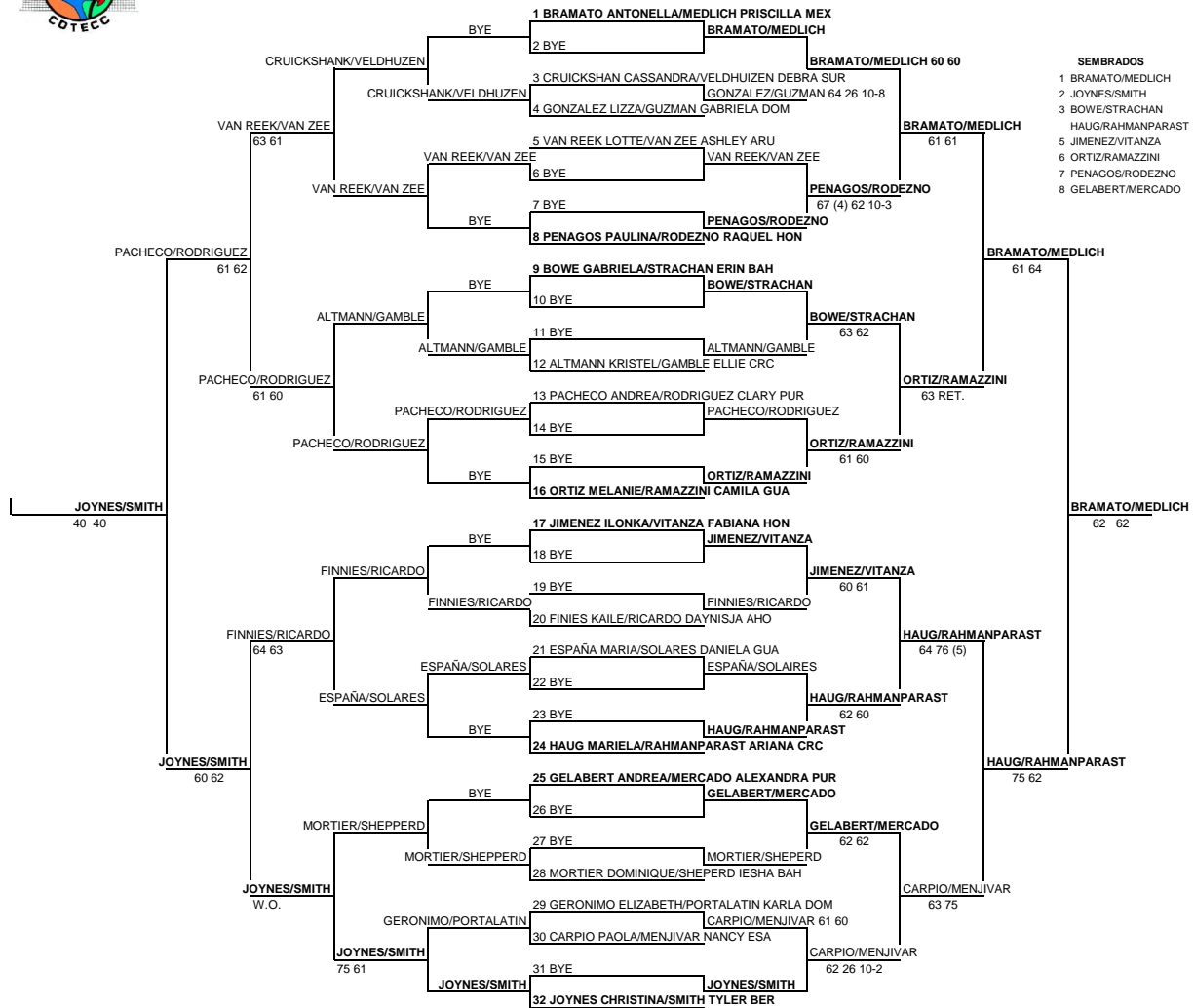
GIRLS CONSOLATION





JITIC 14&U EL SALVADOR 2010

GIRLS DOUBLES

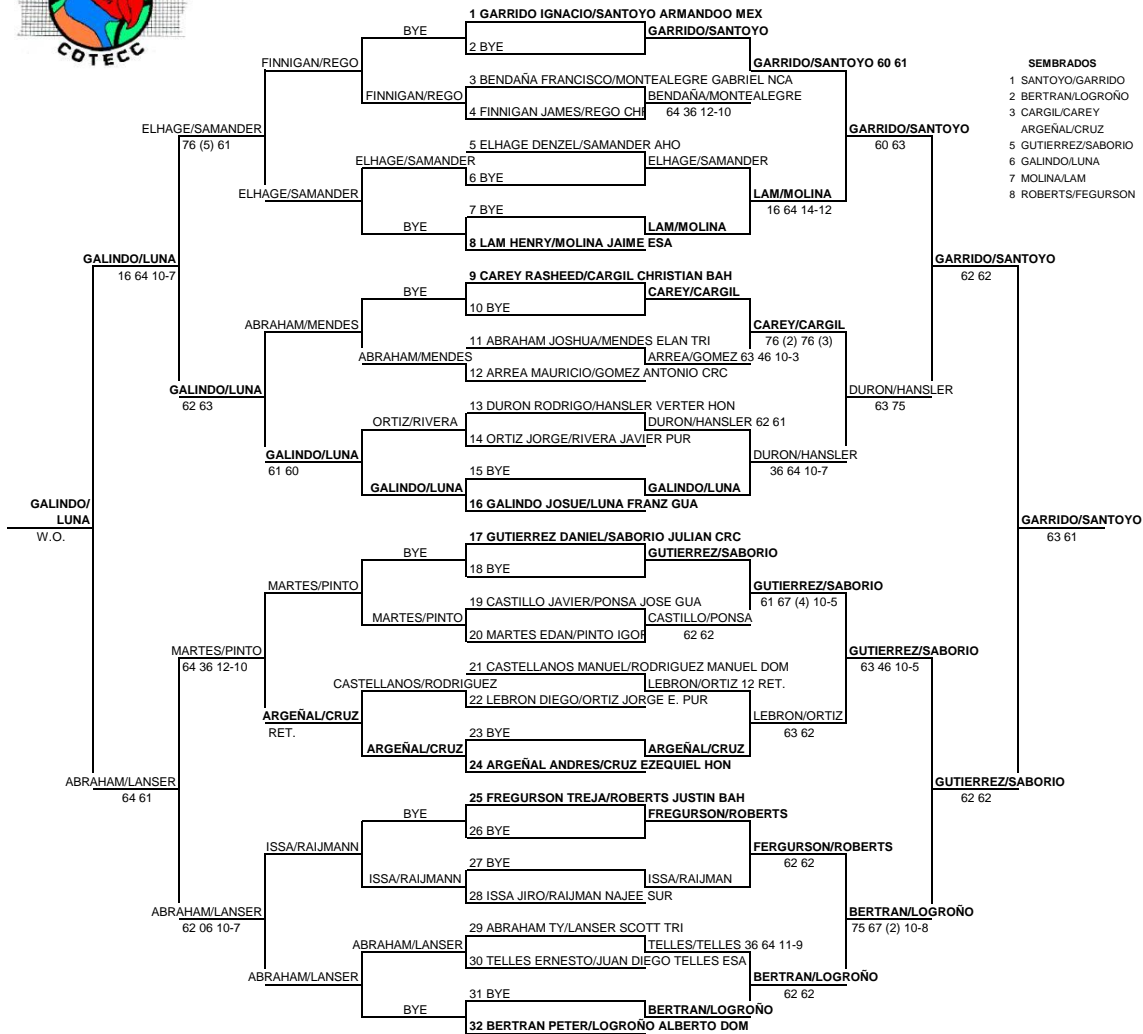


- SEBRADOS**
- 1 BRAMATO/MEDLICH
 - 2 JOYNES/SMITH
 - 3 BOWE/STRACHAN
 - HAUG/RAHMANPARAST
 - 5 JIMENEZ/VITANZA
 - 6 ORTIZ/RAMAZZINI
 - 7 PENAGOS/RODEZNO
 - 8 GELABERT/MERCADO

CATEGORIA: U14 DAMAS/GIRLS
 REFEREE: JULIO CAVERO
 FECHA: 02 - 07/AGOSTO 2010



**JITIC 14&U EL SALVADOR 2010
BOYS DOUBLES**



CATEGORIA: U14 VARONES/BOYS

REFEREE: JULIO CAVERO

FECHA: 02 - 07/AGOSTO 2010



JITC 14&U ESA 2010



San Salvador, 02 - 07 de Agosto 2010

HSBC Private Bank

GIRLS 14&U

RANK	NOMBRE	GAMES		GAMES		GAMES		GAMES		MATCHES WON	MATCHES LOST	MATCHES PLAYED	% MATCHES	SETS WON	SETS LOST	% SETS	GAMES WON	GAMES LOST	% GAMES	POSITION FINAL			
		W	L	W	L	W	L	W	L														
1	MARIELA HAUG CRC			4	0	4	0	4	0	2	0	2	1	4	0	2	16	0	8	1			
3	ANTONELLA BRAMATO MEX	4	0	4	1	4	0	4	0	3	0	3	1	6	0	2	24	1	7.667	1			
3	PRISCILLA MEDLICH MEX	4	0	4	0	4	0	4	0	3	0	3	1	6	0	2	24	2	7.333	1			
4	CAMILA RAMAZZINI GUA			4	0	4	2	4	0	2	0	2	1	4	0	2	16	2	7	1			
5	FABIANA VITANZA HON			4	1	4	0	4	1	4	0	2	1	4	0	2	16	2	7	1			
6	TYLER SMITH BER			4	0	4	0	4	0	4	1	4	2	3	0	2	24	3	7	1			
7	KARLA PORTALATIN DOM	5	3	4	1	4	1	4	0	5	3	4	1	6	0	2	26	9	5.667	1			
8	ERIN STRACHAN BAH	4	1	2	4	4	1	4	0	4	0	3	1	6	1	1.667	26	6	6.667	1			
9	GABRIELLA BOWE BAH	4	2	4	2	0	4	4	0	4	1	4	2	4	1	1.667	24	11	4.333	1			
10	CHRISTINA MONIQUE JOYNES BER	5	3	4	1	4	1	2	4	4	5	4	0	4	1	2	15	4	1				
11	NANCY MENJIVAR ESA			4	0	4	1	1	4	4	2	1	4	4	0	4	0	22	11	3.667	2		
12	ELLIE GAMBLE CRC	4	2	4	2	4	1	4	0	4	1	4	2	1	3	0.333	5	2	1	21	13	2.667	2
13	RAQUEL RODEZNO HON	4	0	4	0	4	0	4	0	2	1	3	0.333	4	2	0.667	20	8	4	1			
14	ILONKA JIMENEZ HON			4	0	4	0	4	1	4	1	3	0.333	4	2	0.667	20	11	3	2			
15	ANDREA GELABERT PUR	2	4	3	5	4	2	4	2	4	0	4	0	4	0	0.667	21	13	2.667	2			
16	ARIANA RAHMANPARAST CRC			4	1	4	0	0	4	1	4	3	0.333	4	2	0.667	18	13	1.667	2			
17	PAULINA PENAGOS HON	0	4	0	4	4	2	4	0	4	5	4	2	3	0.333	20	17	1	2				
18	LOTTE ANNE VAN REEK ARU			5	3	4	0	3	5	1	4	4	2	4	3	0.333	22	19	1	2			
19	CHRISTINE ESSERMAN WCA	0	4	2	4	4	0	4	1	1	1	2	0	2	2	0	10	9	0.5	2			
20	ALEXANDRA MERCADO PUR	1	4	0	4	4	1	4	0	1	1	2	0	2	2	0	9	9	0	2			
21	ANDREA PACHECO PUR	0	4	0	4	4	1	4	2	1	1	2	0	2	2	0	8	11	-1.5	2			
22	DOMINIQUE MORTIER BAH	2	4	4	2	3	5	4	1	4	2	3	-0.33	3	4	-0.33	19	22	-1	2			
1	MELANE ORTIZ DE LEON GUA			0	4	0	4	4	2	4	0	3	0.333	4	2	0.667	17	15	0.667	3			
4	IESHA SHEPERD BAH	1	4	2	4	4	2	4	0	4	5	4	2	4	-0.33	3	4	-0.33	18	22	-1.33	3	
1	PAOLA CARPIO ESA			2	4	2	4	5	3	4	0	2	4	2	-0.67	17	19	-0.67	3				
3	CLARY RODRIGUEZ PUR	1	4	1	4	4	1	4	0	3	5	1	4	2	-0.67	14	18	-1.33	3				
2	MARIA ALEJANDRA ESPAÑA GUA	3	5	0	4	1	4	4	2	5	4	3	5	3	-0.67	22	28	-2	3				
4	EVA MICHELLE FRAZZONI BER	1	4	3	5	4	1	4	1	0	4	0	4	2	4	-0.67	12	19	-2.33	3			
2	KAILIE ARANTXA FINES AHO	4	1	4	1	0	4	0	4	1	4	2	4	2	4	-0.67	11	18	-2.33	3			
2	KRISTEL ALTMANN CRC	0	4	1	4	0	4	0	4	4	0	4	1	2	3	-0.33	2	4	-0.67	9	17	-2.67	3
4	DAYNISJA RICARDO AHO	1	4	4	1	2	4	2	0	4	5	3	0	4	1	-0.67	17	26	-3	4			
1	DEBRA VELDHUIZEN SUR			1	4	1	4	0	4	0	4	4	2	2	4	5	3	13	25	-4	4		
3	MARIA GABRIELA RIVAS ESA	0	4	0	4	1	4	2	4	2	2	-1	0	2	-1	3	16	-6.5	3				
2	ELIZABETH GERONIMO DOM	1	4	0	4	1	4	0	4	0	2	2	-1	0	2	-1	2	16	-7	3			
3	LIZZA GONZALEZ DOM	3	5	0	4	1	4	0	4	0	3	3	-1	0	6	-2	6	25	-6.33	4			
2	DANIELA SOLARES GUA	0	4	0	4	2	4	0	4	2	4	0	4	0	6	-2	4	24	-6.67	4			
2	ASHLEY VAN DER ZEE ARU	1	4	0	4	0	4	0	4	1	4	1	4	0	6	-2	3	24	-7	4			
2	ZAIRA MALCU GROENENDAL AHO	0	4	0	4	1	4	0	4	1	4	0	4	0	6	-2	2	24	-7.33	4			
3	CASSANDRA CRUICKSHANK SUR	2	4	0	4	0	4	0	4	0	3	3	-1	0	6	-2	2	24	-7.33	4			
3	ALISHA BILGOE SUR	0	4	0	4	0	4	1	4	1	4	0	4	0	6	-2	1	16	-7.5	3			
4	GABRIELA GUZMAN DOM	0	4	0	4	0	4	1	4	0	3	3	-1	0	6	-2	1	24	-7.67	4			



JITIC 14&U ESA 2010



San Salvador, 02 - 07 de Agosto 2010

BOYS 14&U

HSBC Private Bank

	NOMBRE	M M S A A T T T R C C L S L H H D W E D G O S O T S S N S T N S T				GAMES	M M S A A T T T R C C L S L H H D W E D G O S O T S S N S T N S T				GAMES	M M S A A T T T R C C L S L H H D W E D G O S O T S S N S T N S T				GAMES	M M S A A T T T R C C L S L H H D W E D G O S O T S S N S T N S T				GAMES	MATCHES WON	MATCHES LOST	MATCHES PLAYED	% MATCHES	SETS WON	SETS LOST	% SETS	GAMES WON	GAMES LOST	% GAMES	POSICION FINAL				
1	4	IGNACIO GARRIDO MEX				4 0 4 0					4 0 4 1					4 0 4 1					3	0	3	1	6	0	2	24	2	7.333	1					
2	4	RASHEED CAREY BAH				4 2 4 1					4 0 4 0					4 0 4 0					3	0	3	1	6	0	2	24	3	7	1					
3	2	ARMANDO SANTOYO MEX				4 0 4 0					4 0 4 0					4 2 4 1					3	0	3	1	6	0	2	24	3	7	1					
4	3	JUSTIN ROBERTS BAH				4 0 4 0					4 0 4 0					4 1 4 2					3	0	3	1	6	0	2	24	3	7	1					
5	4	PETER GEORGE BERTRAN DOM				4 2 4 0					4 1 4 0					4 0 4 2					3	0	3	1	6	0	2	24	5	6.333	1					
6	2	OZIEL EDUARDO TORRES MEX				4 2 4 2					4 0 4 0					4 0 4 2					3	0	3	1	6	0	2	24	6	6	1					
7	1	CHRIS STEPHEN REGO BER									4 2 4 2					4 0 4 0					4 2 4 0					3	0	3	1	6	0	2	24	6	6	1
8	2	ALBERTO ANDRES LOGROÑO DOM				5 3 4 2					4 1 4 2					4 1 4 0					3	0	3	1	6	0	2	25	9	5.333	1					
9	4	DANIEL GUTIERREZ CRC				5 4 4 0					4 2 5 3					4 0 4 1					3	0	3	1	6	0	2	26	10	5.333	1					
10	3	ANDRES ARGEÑAL HON				5 4 4 1					4 1 4 2					4 1 4 0					3	0	3	1	6	0	2	25	9	5.333	1					
11	4	EZEQUIEL CRUZ HON				2 4 4 2 4 2					5 3 5 3					1 4 4 1 4 1					3	0	3	1	6	2	1.333	29	20	3	1					
12	1	MAURICIO ARREA CRC									4 1 4 0					4 5 1 4					4 1 4 0					2	1	3	0.333	4	2	0.667	21	11	3.333	2
13	1	JOSUE ANDRES GALINDO GUA									2 4 2 4					4 1 4 2					4 0 4 0					2	1	3	0.333	4	2	0.667	20	11	3	2
14	1	JAIME MOLINA ESA									4 0 4 0					4 1 4 1					4 5 0 4					2	1	3	0.333	4	2	0.667	20	11	3	2
15	1	CHRISTIAN CARGIL BAH									4 0 4 0					4 0 4 1					2 4 0 4					2	1	3	0.333	4	2	0.667	18	9	3	2
16	1	JULIAN SABORIO CRC									4 0 4 2					4 1 4 0					2 4 1 4					2	1	3	0.333	4	2	0.667	19	11	2.667	2
17	1	FRANZ LUNA GUA									4 1 1 4 5 3					4 1 4 1					4 2 2 4 2 4					2	1	3	0.333	5	3	0.667	26	20	2	2
18	2	MANUEL RODRIGUEZ DOM				2 4 2 4					4 1 4 2					4 1 5 4					4 1 5 4					2	1	3	0.333	4	2	0.667	21	16	1.667	2
19	1	GEORGE SAMANDER AHO									4 2 4 0					0 4 0 4					4 1 4 1					2	1	3	0.333	4	2	0.667	16	12	1.333	2
20	2	JIRO ISSA SUR				5 3 4 2					4 1 4 1					0 4 1 4					0 4 1 4					2	1	3	0.333	4	2	0.667	18	15	1	2
21	1	JUAN DIEGO TELLES ESA									0 4 0 4					4 2 4 0					4 2 5 3					2	1	3	0.333	4	2	0.667	17	15	0.667	2
22	3	HENRY LAM ESA				4 0 2 4 5 3					1 4 2 4										4 2 1 4 5 3					2	1	3	0.333	4	2	0.667	24	24	0	2



JITIC 14&U ESA 2010



San Salvador, 02 - 07 de Agosto 2010

BOYS 14&U

HSBC Private Bank

2	JOSHUA ABRAHAM TRI	1 4 4 1 3 5		4 2 4 2	3 5 3 5	1	2	3	-0.33	3	4	-0.33	22	24	-0.67	3
4	FRANCISCO BENDAÑA NCA	2 4 0 4	1 4 4 5	4 1 4 2		1	2	3	-0.33	2	4	-0.67	15	20	-1.67	3
1	JAVIER CASTILLO GUA		3 5 2 4	0 4 4 2 3 5	3 5 4 2 4 2	1	2	3	-0.33	3	5	-0.67	23	29	-2	3
2	TY CHRISTOPHER ABRAHAM TRI	0 4 0 4		4 0 4 2	2 4 3 5	1	2	3	-0.33	2	4	-0.67	13	19	-2	3
1	VERTER HANSLER HON		3 5 2 4	4 1 5 3	0 4 0 4	1	2	3	-0.33	2	4	-0.67	14	21	-2.33	3
2	ANTONIO GOMEZ CRC	2 4 0 4		0 4 0 4	4 1 4 2	1	2	3	-0.33	2	4	-0.67	10	19	-3	3
4	EDAN CHRIS MARTES AHO	1 4 0 4	5 4 4 2	1 4 0 4		1	2	3	-0.33	2	4	-0.67	11	22	-3.67	3
3	DENZEL ELHAGE AHO	1 4 2 4	0 4 0 4		2 4 4 1 4 2	1	2	3	-0.33	2	5	-1	13	23	-3.33	3
3	DIEGO LEBRON PUR	0 4 1 4	4 0 0 4 5 4		0 4 2 4	1	2	3	-0.33	2	5	-1	12	24	-4	3
3	JAMES BOYD FINNIGAN BER	2 4 0 4	0 4 0 4		2 4 4 2 5 3	1	2	3	-0.33	2	5	-1	13	25	-4	3
3	JORGE ENMAJEL ORTIZ PUR	1 4 0 4	2 4 5 4 4 1		0 4 0 4	1	2	3	-0.33	2	5	-1	12	25	-4.33	3
4	TREAJA FERGURSON BAH	5 3 2 4 2 4	1 4 0 4	2 4 4 1 3 5		0	3	3	-1	2	6	-1.33	19	29	-3.33	4
4	SCOTT LANSER TRI	2 4 3 5	2 4 1 4	4 2 2 4 3 5		0	3	3	-1	1	6	-1.67	19	28	-3	4
3	ERNESTO TELLES ESA	1 4 1 4	2 4 2 4		4 1 1 4 1 4	0	3	3	-1	1	6	-1.67	12	25	-4.33	4
2	JOSE ANDRES PONSA GUA	0 4 2 4		4 2 4 5 1 4	0 4 0 4	0	3	3	-1	1	6	-1.67	11	27	-5.33	4
2	ELAN MENDES TRI	0 4 0 4		0 4 4 0 4 5	1 4 0 4	0	3	3	-1	1	6	-1.67	9	25	-5.33	4
4	JAVIER RIVERA PUR	0 4 0 4	0 4 2 4	4 2 1 4 2 4		0	3	3	-1	1	6	-1.67	9	26	-5.67	4
2	GABRIEL MONTEALEGRE NCA	1 4 0 4		1 4 2 4	4 5 2 4	0	3	3	-1	0	6	-2	10	25	-5	4
4	NAJEE RAUMANN SUR	1 4 1 4	1 4 2 4	1 4 2 4		0	3	3	-1	0	6	-2	8	24	-5.33	4
3	JORGE ISAIAS ORTIZ PUR	1 4 3 5	1 4 1 4		0 4 1 4	0	3	3	-1	0	6	-2	7	25	-6	4
3	RODRIGO DURON HON	0 4 0 4	1 4 2 4		1 4 2 4	0	3	3	-1	0	6	-2	6	24	-6	4
3	IGOR PINTO AHO	1 4 1 4	0 4 2 4		0 4 1 4	0	3	3	-1	0	6	-2	5	24	-6.33	4